

# NEWSLETTER

OCT | NOVE | DEC 2015

## Our Round Earth

PART 2

what we can see with our own eyes



straitwaytruth.com

# Our Round Earth

Part 2 by Brother Steve & Sister Wenda

In Part One, we looked into why we would have been lied to, and what the bible and Enoch say about the shape of our earth.

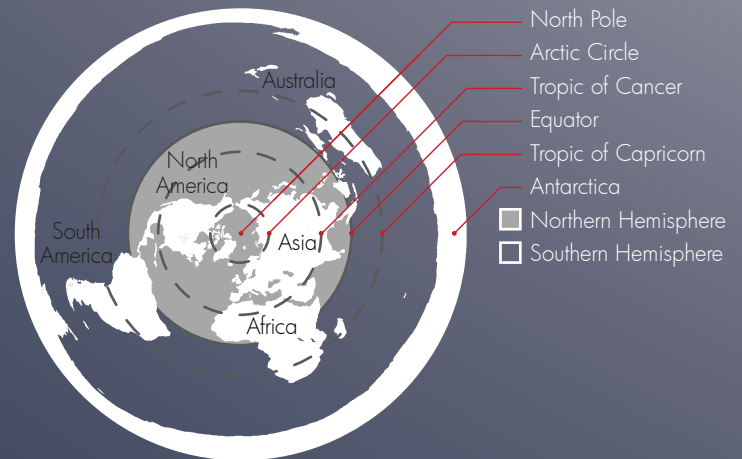
## We looked into the word "round".

**Round** can be used to describe a three dimensional shape such as a sphere, ball or globe.

**Round** can also be used to describe a two dimensional shape such as a flat pancake or disc.

We'll continue to describe the two earth shape models as **Spherical** vs. **Flat** to avoid the ambiguity of **Round**.

We discussed the heaven and sky, the illuminaries (sun, moon and stars) and how seasons and months work.



## We would like to illustrate how the directions and compass work on the flat earth model:

**North:** centre of the disc, the North Pole

**East:** counter clockwise

**West:** clockwise

**South:** outward toward the perimeter of the Antarctic

This explains why your compass will always point North, even when you are in Australia.

For a video animation of the flat earth (FE) model please visit:  
[www.straitwaytruth.com/straitwaytruth-video/flaearth.htm](http://www.straitwaytruth.com/straitwaytruth-video/flaearth.htm)



## Personal research

We also left a few other links for furthering your knowledge, so we expect you have all engaged in some personal research on this topic as well. Please keep in mind that no one who has a website about flat earth has all the answers or has verified their research 100%. Also be mindful that there are a few sites that are controlled by those who would prefer we did not know any model except a spherical one, and have hidden some bones to confuse us and waste our time (a.k.a. gate keepers).

To compare the FE model with what we have been told, we will start off with showing you some images that NASA claims are actual photos, and their recorded figures and statistics.

You will notice variations of continent sizes, earth to moon size differences, GoPro cam fish-eye lense distortion, varying light sources and obvious Photoshop cloud formations.







# Google™

## NASA Earth

Images from Google search





A black and white photograph of three astronauts on the moon. The astronaut on the left is looking at the camera with his hand near his mouth. The astronaut in the middle has his hands covering his eyes. The astronaut on the right is looking at the camera with his hands behind his ears. The background is the cratered surface of the moon.

# What NASA Says:

We have been counting on one private organization to provide us all with everything we need to know about our earth and our surroundings.

- Diameters:** They claim the diameters of moon, earth and sun are about:  
2 thousand miles, 8 thousand miles and 865 thousand miles
- Size Ratio:** They claim the ratios of diameters of moon/earth/sun are about:  
0.27 / 1 / 109
- Proximity:** And the distances between moon to earth, and earth to sun are about:  
222 thousand miles and 93 million miles)

An illustration showing the sun as a large, glowing yellow sphere in the background. In the foreground, several planets and dwarf planets are shown to scale. From left to right, they are: Mercury, Venus, Earth, the moon, Mars, Jupiter, Saturn, Uranus, Neptune, the dwarf planets Pluto, Haumea, Makemake, and Eris. The planets are shown in various colors and sizes, reflecting their actual appearance in space.

**We are expected to believe the earth is insignificant compared to the sun**

From left: Mercury, Venus, Earth, the moon, Mars, Jupiter, Saturn, Uranus, Neptune, the dwarf planets Pluto, Haumea, Makemake, and Eris, with the sun in the background, all shown to scale. (Illustration by Roberto Ziche)

# NASA FIGURES:



## NASA's Moon:

**Diameter:**

3,476 km (2,159 miles). 0.27 times the Earth

**Distance from Earth:**

356 km (221,643 miles)

**Speed at which it orbits the earth:**

1.022 km/s (2286 mph)



## NASA's Earth:

**Diameter:**

12,742 km (7,917 miles)

**Circumference:**

40,070 km (24,898.344 miles)

**Surface spinning speed at equator:**

1670 kms/hr (1037 mph).

<http://image.gsfc.nasa.gov/poetry/ask/a10840.html>

**Speed at which it orbits the sun:**

108,000 km/h (67,000 mph).

[https://en.wikipedia.org/wiki/Earth%27s\\_orbit](https://en.wikipedia.org/wiki/Earth%27s_orbit)



## NASA's Sun:

**Diameter:**

1,392,684 km (865,374 miles), 109 times the Earth

**Distance from Earth:**

150,000,000 km (93,000,000 miles)

**Speed through universe:**

828,000 km/h (514,000 mph)



## Sources:

**Surface spinning speed at equator**

<http://image.gsfc.nasa.gov/poetry/ask/a10840.html>

**Speed at which it orbits the sun:**

[https://en.wikipedia.org/wiki/Earth%27s\\_orbit](https://en.wikipedia.org/wiki/Earth%27s_orbit)





# "With our own eyes"

**The O-fishy-al Story: What can we see with our own eyes right now that seems to contradict the sphere story?**

We may have noticed odd things over the course of our lives that we have simply dismissed, just because "everybody knows" the earth is a sphere.

The words "everybody knows" are trigger words which should automatically alert us to a potential deception.

Here are things we can all see which we may have wondered about and are worth another look with fresh eyes:

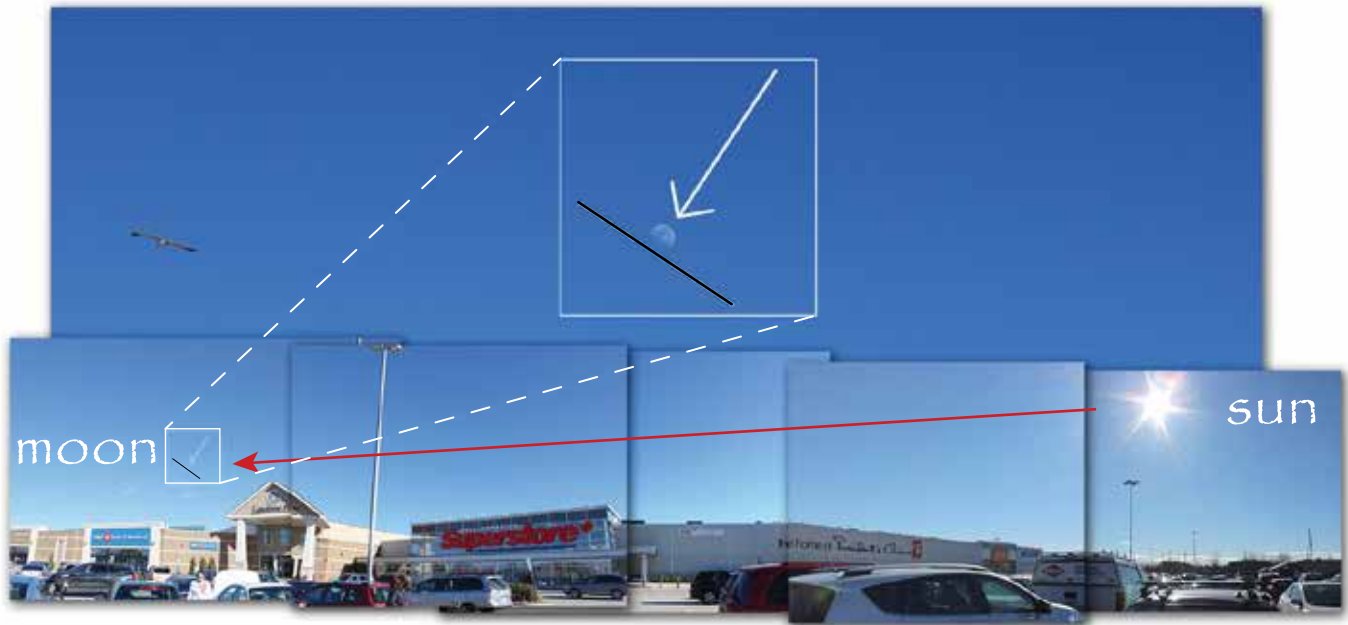
## **A The shaded part of the moon does not line up with the sun**

We have all been taught in public school that the moon is lit by the sun shining on it, resulting in its various phases.

But if the moon were a sphere being lit by the sun, then its light/shade dividing line we see would always be perpendicular to the direction of the light coming from the sun. This is demonstrated in the images below.



Above: Image from interactive website shows how the moon and all spheres would appear if they were being lit by the sun.



Above: Actual panoramic photo taken in Peterborough Ontario showing sun and moon at the same time, and the moon enlarged to show detail.

The photo above is a panoramic we took in the afternoon, moon on left, sun on right. The red line shows the direction of the sunlight. The black line is drawn on the same angle as the light/dark dividing line of the moon, and is obviously not perpendicular to the sun. It is out about 50 or 60 degrees!

Check for yourself the next time you see the sun and the half or crescent moon appear at the same time, around sunrise or sunset. You will be able to see this clearly.

There are numerous accounts in the Scriptures and Gospels stating the moon gives its own light, which contradicts the moon being lit by the sun:

**Isaiah 13:10** For the stars of heaven and the constellations thereof shall not give their light: the sun shall be darkened in his going forth, and the **moon** shall not cause **her light** to shine.

**Mark 13:24** But in those days, after that tribulation, the sun shall be darkened, and the **moon** shall not give **her light**,

**Matthew 24:29** Immediately after the tribulation of those days shall the sun be darkened, and the **moon** shall not give **her light**, and the stars shall fall from heaven, and the powers of the heavens shall be shaken:

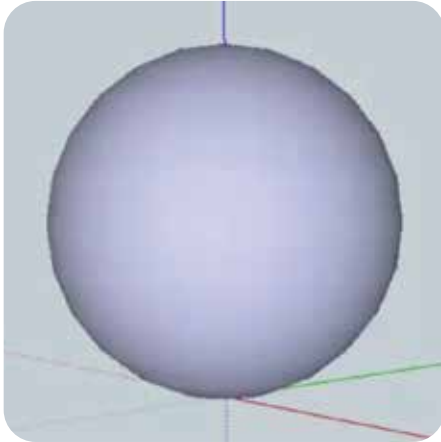
## B The Full Moon Has No Shaded Edges

We have all come to believe that the full moon is full because it is being lit head-on by the sun, from our vantage point.

But if the moon was a sphere in direct light, then its most prominent point in the centre would be brightest, and its perimeter edges would be more shaded.

We can see what a ball looks like when it is lit head-on. From our viewpoint, the center of the ball is brightest, with the light decreasing toward the perimeter.

**shaded edges**



Above: "How to draw a sphere in Sketchup FAST!"  
from [freegooglesketchuptutorials.com](http://freegooglesketchuptutorials.com)

Sketching classes teach us how to represent a sphere with shaded areas around the perimeter.

**shaded edges**



Above: Photo of a grapefruit on a skewer with the light source coming head-on from the camera's location.

The grapefruit in our own photo shows how the perimeter edges are darker and more shaded than the center.

**fully lit edges**



Above: Photo of the full moon by photographer ~ Edward Lie (Flickr)


When we look at the full moon though, we see even brightness over the entire circle, just as if we are looking at a glowing \_\_\_\_.

Can't help but show you this:  
NASA's latest photograph of the moon in between the sun and the earth.

Why does the moon look like dirty ball of clay?

Wouldn't it be lit up like the way we see the moon? And where are all the satellites?

Are they so small we can't see any of them?



The 1969 image is a "photo" from NASA.  
The 2015 image is a screen grab from NASA's video.

Above:

Image: <https://www.nasa.gov/feature/goddard/from-a-million-miles-away-nasa-camera-shows-moon-crossing-face-of-earth>  
Video: <https://www.youtube.com/watch?v=DMdhQsHbWTs>



## Reflections on Lake are like a flat, not convex, mirror

If the earth was a sphere, the surface of all waters, lakes and oceans would be convex.

Reflections on a convex surface always appear smaller than on a flat surface, and distorted.

To prove this yourself, take a shiny spoon and hold it convex side (back side) out, pointing to and touching your bathroom mirror. Hold up your hand up to the point where they touch. Look at the hand's reflection in the flat mirror compared to the spoon. The reflection on the flat mirror is the exact same size as your hand, but the reflection on the back of the spoon is very small.

"Objects in mirror are closer than they appear" is what is written on a convex car mirror for the same reason.

Domed security mirrors demonstrate this effect too.



If the waters on earth were convex, then the reflection of trees, buildings and the sun and moon would be smaller than they appear above the water.

But that's not what we see.

When we stand at the shoreline and look at land reflected on a calm lake, we see a reflection that is pretty much the mirror image of itself.





When we see the sun rising on a lake, we see a long strip of light stretching across the flat surface of the lake reaching right to the shoreline as it reflects off the ripples and waves. The reflections are not small at all.

In fact, the light reflected on the water from a sunrise would never hit the shoreline unless there is total flatness, there would be a bulge that would bounce the light rays away from you before hitting the shore.


If the lakes are convex, the sun at the horizon would have its rays hit the curved surface and deflect away from the viewer standing at the shoreline, it would not extend to the shore as in this photo.

**No hump on this lake!**



## **D** Sun Rays are Strongly Angled

If the sun were 93 million miles above this lake, the rays would be parallel and not angled.



*"When studying Shades and Shadows in an architectural class in the 70s, the teacher insisted the sun's rays hitting a building were all parallel to each other. I had a hard time convincing myself that was true, due to having seen angled sunbeams in clouds. Furthermore, in Live Surveying class, no account was ever made for any curvature." ~ W.A.*

sun

earth

Allegedly, the sun is almost 93 million miles away from the earth. If that were the case, then the sun's rays would be hitting the relatively tiny earth at 90 degrees.

There would be very little or negligible, angle in its rays as they hit the earth, the rays would be virtually parallel to each other.

Please refer to the image to the left which shows to scale, how the sun's rays would hit the earth.

Shadows of various objects would appear perpendicular to each other. But that is not what we see.

When the clouds are spotty, and the air is thick with humidity or other particles, we sometimes see the sun's rays streaming through openings in the clouds.

The clouds cast shadows through the thick air and we see strongly angled rays coming from the sun.

If we take a photo and line up those rays to the point where they intersect, we can determine the location of the light source.

Sure looks a lot closer than 93 million miles!

## **E** Dawn / dusk sun less intense than noon sun



The o-fishy-al story says that the earth spins every 24 hours at a distance of 93 million miles from the sun. Any rotation of a spinning sphere would be a negligible difference in distance from it, and the sun we see would be at a consistent intensity and brightness from no matter where we would view it in on earth. But that is not what we experience. At noon, we know that the sun is very intense and hot and is so bright that we cannot look at it without our eyeballs burning. Yet at dawn and dusk, the sun's rays are not as hot and we can stare at the sun and take beautiful photos as it rises and sets on the horizon.

## **F** We See No Signs of Movement

Allegedly, at the equator, the earth's surface is spinning at 1000 mph. And at the poles, it is spinning at about half that speed.

And the earth is spinning at 67,000 mph around the sun, and the sun is racing at 514,000 mph across the universe.

Yet neither we, nor a lake on a still night, nor mosquitoes flying around your face on a calm evening seem to notice this high speed at all!







... because they received not  
the love of the truth,  
that they might be saved.

And for this cause YHWH shall  
**send them strong delusion,**  
that they should believe a lie:

**That they all might be damned  
who believed not the truth, but had  
pleasure in unrighteousness.**

2 Thessalonians 2:10-12



STRAITWAYTRUTH.COM

© COPYRIGHT YHWH

# CONCLUSION



*Romans 1:18-20*

*For the wrath of God is revealed from heaven against all ungodliness and unrighteousness of men, who hold the truth in unrighteousness;*

*Because that which may be known of God is manifest in them; for God hath shewed it unto them.*

*For the invisible things of him from the creation of the world are clearly seen, being understood by the things that are made, even his eternal power and Godhead; so that they are without excuse:*

*Romans 11:8*

*According as it is written, God hath given them the spirit of slumber, eyes that they should not see, and ears that they should not hear;) unto this day*

*2 Thessalonians 2:10-12*

*And with all deceivableness of unrighteousness in them that perish; because they received not the love of the truth, that they might be saved.*

*And for this cause God shall send them strong delusion, that they should believe a lie:*

*That they all might be damned who believed not the truth, but had pleasure in unrighteousness.*



# OF PART TWO

Now that you have some ideas as to what to look for, you can take a more discerning look at the sun and the moon, the sun's rays, the moon's shape when the sun is visible at the same time, and reflections on water.

Look at them like you have new eyes, casting aside the old doctrines.

Part 3 we will show some things you can see that contradict the official story by using some simple pieces of equipment.

For example, using a camera for time lapse photography.

Here's a photo of the sun taken from the same spot every 24 hours for a year. It is called the solar analemma.

Why is it a lopsided figure eight?



Source: György Soponyai [www.flickr.com/photos/vanamonde81/11815465285](http://www.flickr.com/photos/vanamonde81/11815465285)  Some rights reserved

Additional resources and research on flat earth:  
[www.straitwaytruth.com/straitwaytruth-newsletter/flaearth](http://www.straitwaytruth.com/straitwaytruth-newsletter/flaearth)

Shalom The King is Coming!  
Brother Steve & Sister Wenda

# Schedule

Saturdays at 11am CST

**Sabbath Day Services with Pastor Dowell**

Watch our Services Video Streaming LIVE

[www.online-church.org](http://www.online-church.org)

[www.straitwaytruth.com/live](http://www.straitwaytruth.com/live)

Saturdays at 6pm CST

**Brother Shane, Elder Doug, Elder Donnie, Elder Spinny**

\* To Call - (310) 982-4226

[www.blogtalkradio.com/straitway](http://www.blogtalkradio.com/straitway)

Sundays at 6pm CST

**Calls with Elder Donnie**

\* To Call - (310) 982-4226

To Chat & Listen [www.blogtalkradio.com/straitway](http://www.blogtalkradio.com/straitway)

Tuesdays at 7pm CST

**Scripture Teaching Truth Tuesdays with Pastor Dowell**

To Watch & Listen

[www.online-church.org](http://www.online-church.org) [www.straitwaytruth.com/live](http://www.straitwaytruth.com/live)

Thursdays at 6pm CST

**Sister 2 Sister with Sister Ashley & Sister Jennifer**

To Call - (310) 982-4226

\* [www.blogtalkradio.com/straitway](http://www.blogtalkradio.com/straitway)

Fridays at 7pm CST

**Special with Pastor Dowell**

To Call - (310) 982-4226

\* To Chat [www.blogtalkradio.com/straitway](http://www.blogtalkradio.com/straitway)

To Watch & Listen

\*\* [www.online-church.org](http://www.online-church.org) [www.straitwaytruth.com/live](http://www.straitwaytruth.com/live)

---

NOTE:

\* Please turn off all audio, when calling in.

\*\* Best to turn down radio and turn up video.

---

**StraitwayTruth Radio** 24/7 Straitway Radio

~ Live Broadcasts by Pastor Dowell

~ Selected Teachings from Straitway's Archives

~ Original Faith Music

[www.straitwaytruth.com/radio](http://www.straitwaytruth.com/radio)

shalom  
Pastor Dowell

[www.youtube.com/PastorDowell](http://www.youtube.com/PastorDowell)

[www.youtube.com/StraitwayTechTeam](http://www.youtube.com/StraitwayTechTeam)

[www.youtube.com/StraitwayHelpMeets](http://www.youtube.com/StraitwayHelpMeets)

\* SUBSCRIBE... SHARE... SUPPORT THIS CHANNEL FOR SISTERS STRIVING TO BE HOLY \*

[www.facebook.com/StraitwayTruthWithPastorCharlesDowell](https://www.facebook.com/StraitwayTruthWithPastorCharlesDowell)

## Straitway

615.688.3025



Those of you who wish to help support this ministry may send your letters of support, love, and offerings to:

Charles Dowell Jr  
506 Ellington Dr.  
P.O. Box 32  
Lafayette, TN 37083